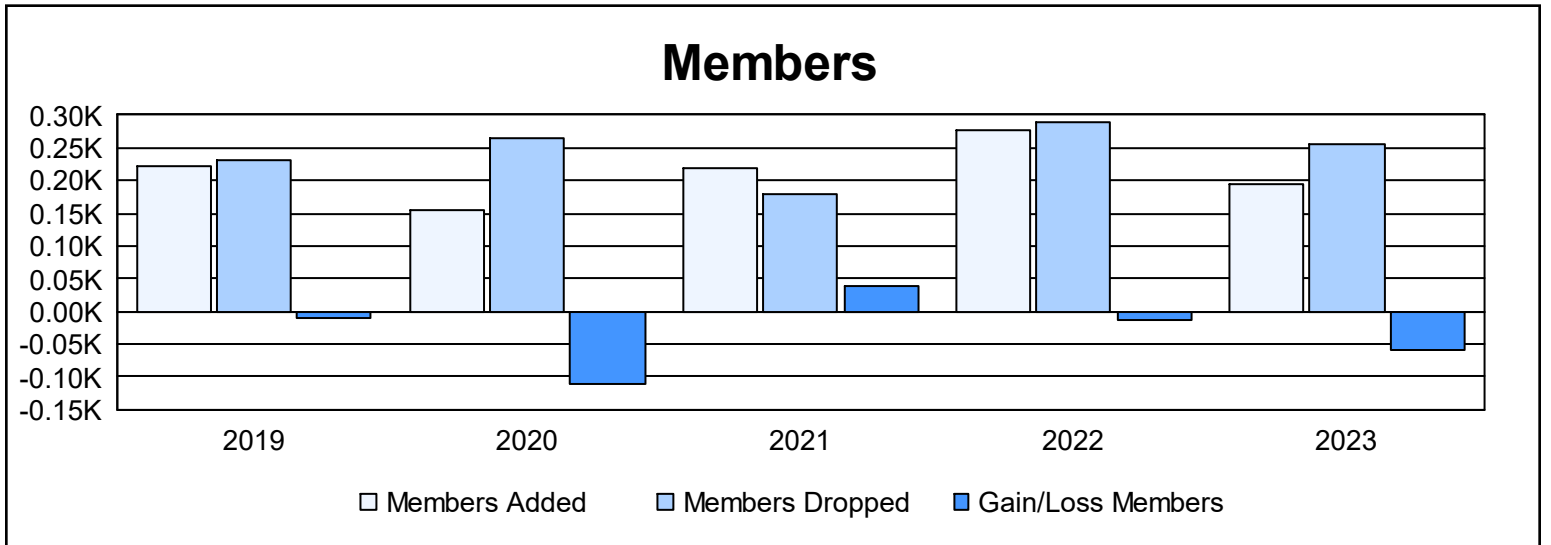
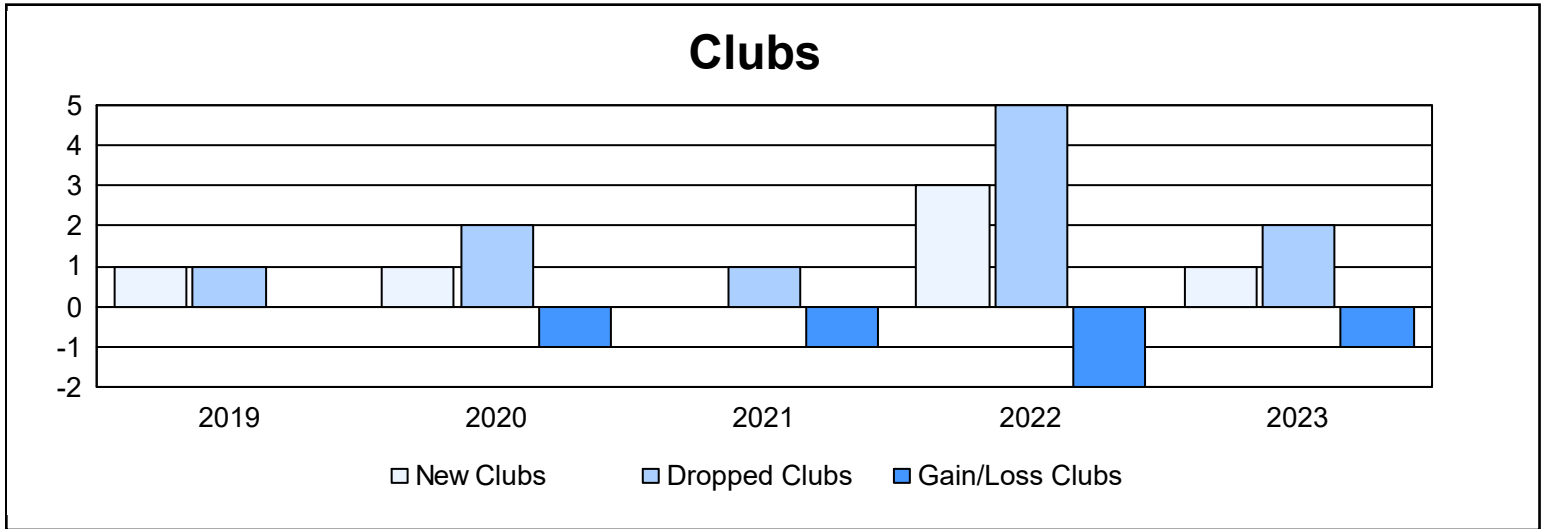
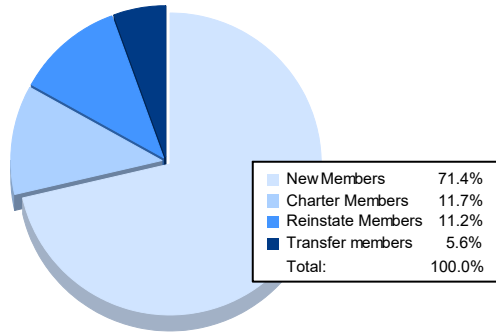


| Year | New Clubs | Dropped Clubs | Gain/ Loss Clubs | New Members | Charter Members | Reinstate Members | Transfer Members | Total Member Added | Total Members Dropped | Gain/ Loss Members |
|----------------|-----------|---------------|------------------|-------------|-----------------|-------------------|------------------|--------------------|-----------------------|--------------------|
| 2018-2019 | 1 | 1 | 0 | 173 | 34 | 7 | 9 | 223 | 232 | -9 |
| 2019-2020 | 1 | 2 | -1 | 108 | 19 | 20 | 8 | 155 | 266 | -111 |
| 2020-2021 | 0 | 1 | -1 | 184 | 2 | 18 | 14 | 218 | 179 | 39 |
| 2021-2022 | 3 | 5 | -2 | 173 | 73 | 10 | 21 | 277 | 289 | -12 |
| 2022-2023 | 1 | 2 | -1 | 140 | 23 | 22 | 11 | 196 | 255 | -59 |
| Average | 1 | 2 | -1 | 156 | 30 | 15 | 13 | 214 | 244 | -30 |



Membership Composition June 2023 Cumulative



Gender Composition June 2023 Cumulative

